

**First Grade
Practice Packet
Summer 2023**

Hello
SUMMER
time



Name _____

Practice Sheet

Aa Bb Cc Dd Ee Ff

Gg Hh Ii Jj Kk Ll Mm

Nn Oo Pp Qq Rr Ss Tt

Uu Vv Ww Xx Yy Zz

Aa Bb Cc Dd Ee Ff

Gg Hh Ii Jj Kk Ll Mm

Nn Oo Pp Qq Rr Ss Tt

Uu Vv Ww Xx Yy Zz

Name _____

Practice writing the uppercase letters.

A B C D

E F G H

I J K L

M N O P

Q R S T

U V W X

Y Z



Name _____

Practice writing the lowercase letters.

a _____ b _____ c _____ d _____

e _____ f _____ g _____ h _____

i _____ j _____ k _____ l _____

m _____ n _____ o _____ p _____

q _____ r _____ s _____ t _____

u _____ v _____ w _____ x _____

y _____ z _____



Name _____

Fill in the missing uppercase letters of the alphabet.

A	B		D
		G	
	J		L
M		O	
	R		T
U		W	
	Z		

Name _____

Date _____

Alphabet Writing Practice

A		C		E		G
a		c		e		g

	I		K		M	
	i		k		m	

O		Q		S		U
o		q		s		u

	W		Y	
	w		y	

Score	
Uppercase/26
Lowercase/26

Name _____

Date _____

Alphabet Writing Practice

A a	B b	C c	D d	E e	F f	G g

H h	I i	J j	K k	L l	M m	N n

O o	P p	Q q	R r	S s	T t	U u

V v	W w	X x	Y y	Z z

Score	
Uppercase	____ /26
Lowercase	____ /26

Let's Write 

A B C D E F G H I


J K L M N O P Q R

S T U V W X Y Z

a b c d e f g h i j k l m

n o p q r s t u v w y z

ABC Handwriting Practice



Name

Aa

Bb

Cc

Dd

Ee

Ff

Gg

Hh

Ii

Jj

Kk

Ll

Mm

Nn

Oo

Pp

Qq

Rr

Ss

Tt

Uu

Vv

Ww

Xx

Yy

Zz

Days of the Week



Months ^{of} the Year

January

July

February

August

March

September

April


October

May

November

June

December



PLEASE PRACTICE THIS LIST OF SIGHT WORDS. THE GOAL IS FOR YOUR CHILD TO BE ABLE TO READ EACH WORD.

a	help	run
and	I	said
are	in	see
at	is	the
away	it	three
big	jump	to
blue	like	two
can	little	up
come	look	we
do	make	where
down	me	with
find	my	yellow
for	not	you
funny	on	
go	one	
have	play	
here	red	

Name _____

Date _____

Handwriting Practice - First Grade Sight Words

an an

any any

ask ask

could could

from from

give give

had had

has has

her her

him him

let let

may may

of of

once once

put put

some some


take take

them them

then then

were were

when when



Name _____




I can




I can



I can



I can



Copyright © The McGraw-Hill Companies, Inc.

High-Frequency Words: *I, can*


Read the sentences: *I can dance. I can mix. I can ride. I can play.*
Then circle the picture that shows something that you can do.



Name _____

ready
to spell

Words to Spell

Use the letters below to practice spelling the words from Ready to Spell. Write your words under the clue words. You may use a letter more than once.




<p>-it</p> 	<p>-in</p> 
<p>sit</p>	<p>pin</p>



Name _____

ready
to spell

Words to Spell

Use the letters below to practice spelling the words from Ready to Spell. Write your words under the clue words. You may use a letter more than once.




<p>-ob </p>	<p>-op </p>
<p>sob</p>	<p>pop</p>




Name _____

ready
to spell

Words to Spell

Use the letters below to practice spelling the words from Ready to Spell. Write your words under the clue words. You may use a letter more than once.




-ig 	-est 	-og 
pig	nest	log

Beginning Sounds


Say the word for each picture.

Write the **beginning** sound.


Use these letters: **c, f, h, k, m, p, r, t.**



an




ie





ain

at



at

an



ie


ite

Beginning Sounds

Say the word for each picture.

Write the **beginning** sound.


Use these letters: **b, d, g, l, n, q, s, y.**



leaf




all



arn




ine



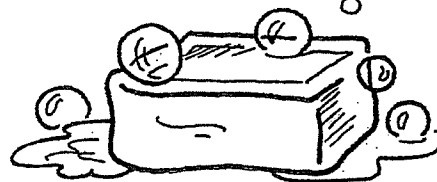
og



ueen



oat





oap

Ending Sounds

Say the word for each picture.


Write the **ending** sound.

Use these letters: **b, g, l, m, n, p, r, x.**




pi

su




cu

tu



nai

fo



bea

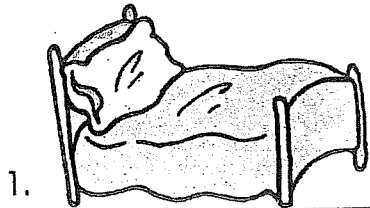
dru

Ending Sounds

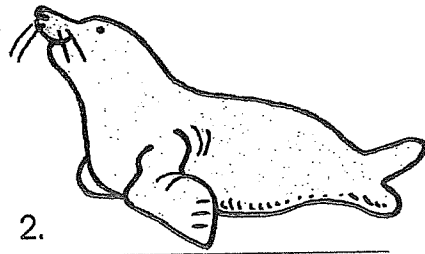
Say the word for each picture.

Write the **ending** sound.


Use these letters: **d, f, k, l, o, s, t, r.**



oe




ea




ca




e



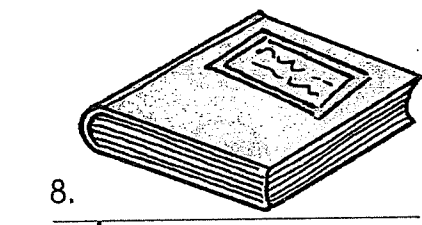
zer



ou





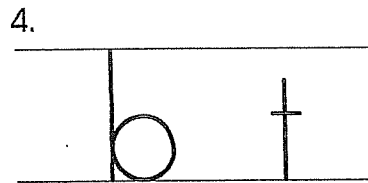
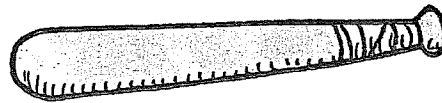


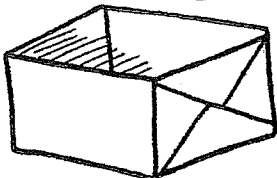
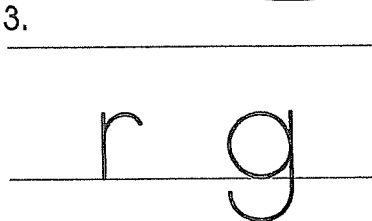
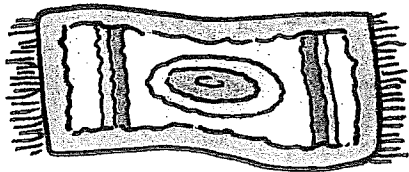
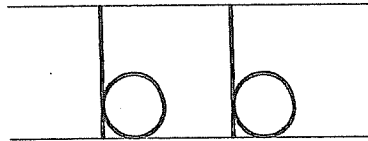
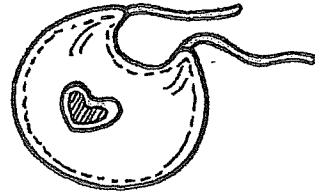
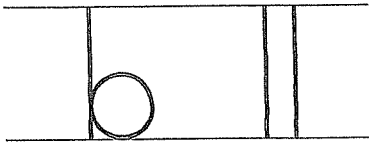
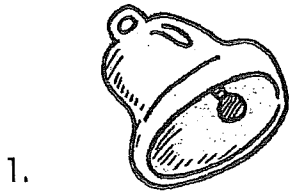
ca



oo

Review

Say the word for each picture.
Write the vowel.
Use these letters: a, e, i, o, u.

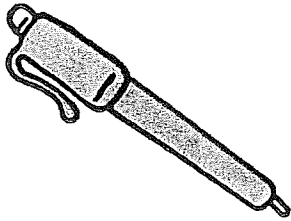


Review


Say the word for each picture.
Write the **beginning** and **ending** sounds.
Use these letters: **m, n, p, s, g, t, b.**



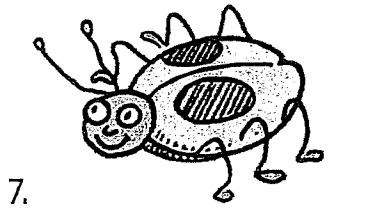
a



e




i



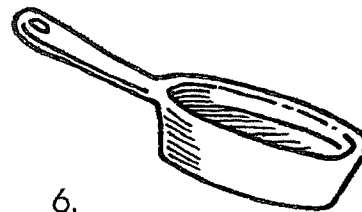
u



o



u










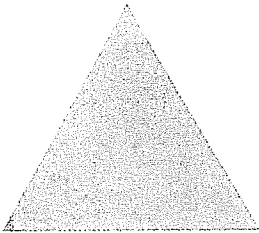




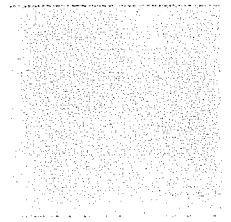







a

10

e





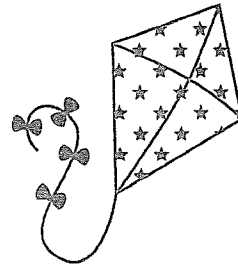





Name _____

Circle the shape that is different from the rest.



Name _____

Match the object to the shape it represents.



Name: _____

Counting to 100 Assessment

Directions: Ask the student to, "Count to 100 by ones beginning with the number 1." Then, follow along and check off the numbers as they say them aloud.

1	2	3	4	5	6	7	8	9	10
11	12	13	14	15	16	17	18	19	20
21	22	23	24	25	26	27	28	29	30
31	32	33	34	35	36	37	38	39	40
41	42	43	44	45	46	47	48	49	50
51	52	53	54	55	56	57	58	59	60
61	62	63	64	65	66	67	68	69	70
71	72	73	74	75	76	77	78	79	80
81	82	83	84	85	86	87	88	89	90
91	92	93	94	95	96	97	98	99	100

Let's count to 120!

Name: _____

Date: _____

Fill in the missing number

1			4		6				10
	12					17			
				25			28		
31			34					39	
		43							
	52								60
					66				
		73					78		
				85					
	92					97			
101				105					110
111						117			

Name: _____

120 Chart

1		3		5		7		9	
11		13		15		17		19	
21		23		25		27		29	
31		33		35		37		39	
41		43		45		47		49	
51		53		55		57		59	
61		63		65		67		69	
71		73		75		77		79	
81		83		85		87		89	
91		93		95		97		99	
101		103		105		107		109	
111		113		115		117		119	

Name: _____

120 Chart

1	2		4	5	6		8		10
			14			17	18		
	22	23			26		28		30
	32		34	35			38		40
41	42		44		46		48	49	
		53					58		60
	62		64			67			70
71	72		74		76		78		80
	82	83			86		88		90
91	92		94				98	99	
	102		104		106		108		110
111	112		114		116		118		120

Name: _____


120 Chart

	2		4		6		8		10
	12		14		16		18		20
	22		24		26		28		30
	32		34		36		38		40
	42		44		46		48		50
	52		54		56		58		60
	62		64		66		68		70
	72		74		76		78		80
	82		84		86		88		90
	92		94		96		98		100
	102		104		106		108		110
	112		114		116		118		120


Name _____

Hide and Seek

1




2




3



4



5



6



DIRECTIONS 1-6. Find the animals. Count and write how many. Use red crayon to circle the sets of one animal. Use blue crayon to circle the sets of two animals.

Math Worksheet

1 a. $2 - 2 = \underline{\quad}$

1 b. $1 - 1 = \underline{\quad}$

1 c. $3 - 2 = \underline{\quad}$

2 a. $6 - 6 = \underline{\quad}$

2 b. $2 - 1 = \underline{\quad}$

2 c. $3 - 1 = \underline{\quad}$

3 a. $5 - 2 = \underline{\quad}$

3 b. $8 - 7 = \underline{\quad}$

3 c. $8 - 6 = \underline{\quad}$

4 a. $8 - 5 = \underline{\quad}$

4 b. $5 - 0 = \underline{\quad}$

4 c. $0 - 0 = \underline{\quad}$

5 a. $7 - 1 = \underline{\quad}$

5 b. $5 - 1 = \underline{\quad}$

5 c. $6 - 5 = \underline{\quad}$

6 a. $7 - 0 = \underline{\quad}$

6 b. $7 - 4 = \underline{\quad}$

6 c. $9 - 7 = \underline{\quad}$

7 a. $8 - 2 = \underline{\quad}$

7 b. $6 - 1 = \underline{\quad}$

7 c. $9 - 2 = \underline{\quad}$

8 a. $5 - 3 = \underline{\quad}$

8 b. $8 - 3 = \underline{\quad}$

8 c. $7 - 7 = \underline{\quad}$

9 a. $17 - 7 = \underline{\quad}$

9 b. $9 - 5 = \underline{\quad}$

9 c. $3 - 3 = \underline{\quad}$

10 a. $7 - 2 = \underline{\quad}$

10 b. $6 - 4 = \underline{\quad}$

10 c. $3 - 0 = \underline{\quad}$



PLEASE PRACTICE THESE MATH FACTS

$$\begin{array}{r} 0 \\ +3 \\ \hline \end{array}$$

$$\begin{array}{r} 0 \\ +1 \\ \hline \end{array}$$

$$\begin{array}{r} 2 \\ +0 \\ \hline \end{array}$$

$$\begin{array}{r} 0 \\ +0 \\ \hline \end{array}$$

$$\begin{array}{r} 0 \\ +2 \\ \hline \end{array}$$

$$\begin{array}{r} 1 \\ +0 \\ \hline \end{array}$$

$$\begin{array}{r} 3 \\ +0 \\ \hline \end{array}$$

$$\begin{array}{r} 0 \\ +2 \\ \hline \end{array}$$

$$\begin{array}{r} 0 \\ +1 \\ \hline \end{array}$$

$$\begin{array}{r} 0 \\ +0 \\ \hline \end{array}$$

$$\begin{array}{r} 2 \\ +0 \\ \hline \end{array}$$

$$\begin{array}{r} 0 \\ +0 \\ \hline \end{array}$$

$$\begin{array}{r} 0 \\ +1 \\ \hline \end{array}$$

$$\begin{array}{r} 3 \\ +0 \\ \hline \end{array}$$

$$\begin{array}{r} 0 \\ +3 \\ \hline \end{array}$$

$$\begin{array}{r} 0 \\ +3 \\ \hline \end{array}$$

$$\begin{array}{r} 0 \\ +1 \\ \hline \end{array}$$

$$\begin{array}{r} 2 \\ +0 \\ \hline \end{array}$$

$$\begin{array}{r} 0 \\ +0 \\ \hline \end{array}$$

$$\begin{array}{r} 0 \\ +2 \\ \hline \end{array}$$

$$\begin{array}{r} 2 \\ +0 \\ \hline \end{array}$$

$$\begin{array}{r} 0 \\ +0 \\ \hline \end{array}$$

$$\begin{array}{r} 0 \\ +1 \\ \hline \end{array}$$

$$\begin{array}{r} 3 \\ +0 \\ \hline \end{array}$$

$$\begin{array}{r} 1 \\ +0 \\ \hline \end{array}$$



NAME: _____

Fall Color By Number

Directions: Use the code below to color the picture.

ORANGE:	GREEN:	BLUE:	YELLOW:	BROWN:	RED:
9	7	8	10	2	5

9+0=

10+0=

1+9=

1+8=

2+7=

3+6=

4+6=

9+0=

4+3=

7+0=

8+0=

1+7=

7+1=

5+5=

2+8=

6+1=

1+7=

1+1=

2+5=

5+2=

3+7=

2+5=

2+0=

1+1=

2+5=

1+6=

3+4=

2+6=

0+2=

6+2=

0+7=

6+2=

3+5=

2+6=

1+7=

2+3=

0+8=

4+4=

7+1=

1+4=

3+2=

0+8=

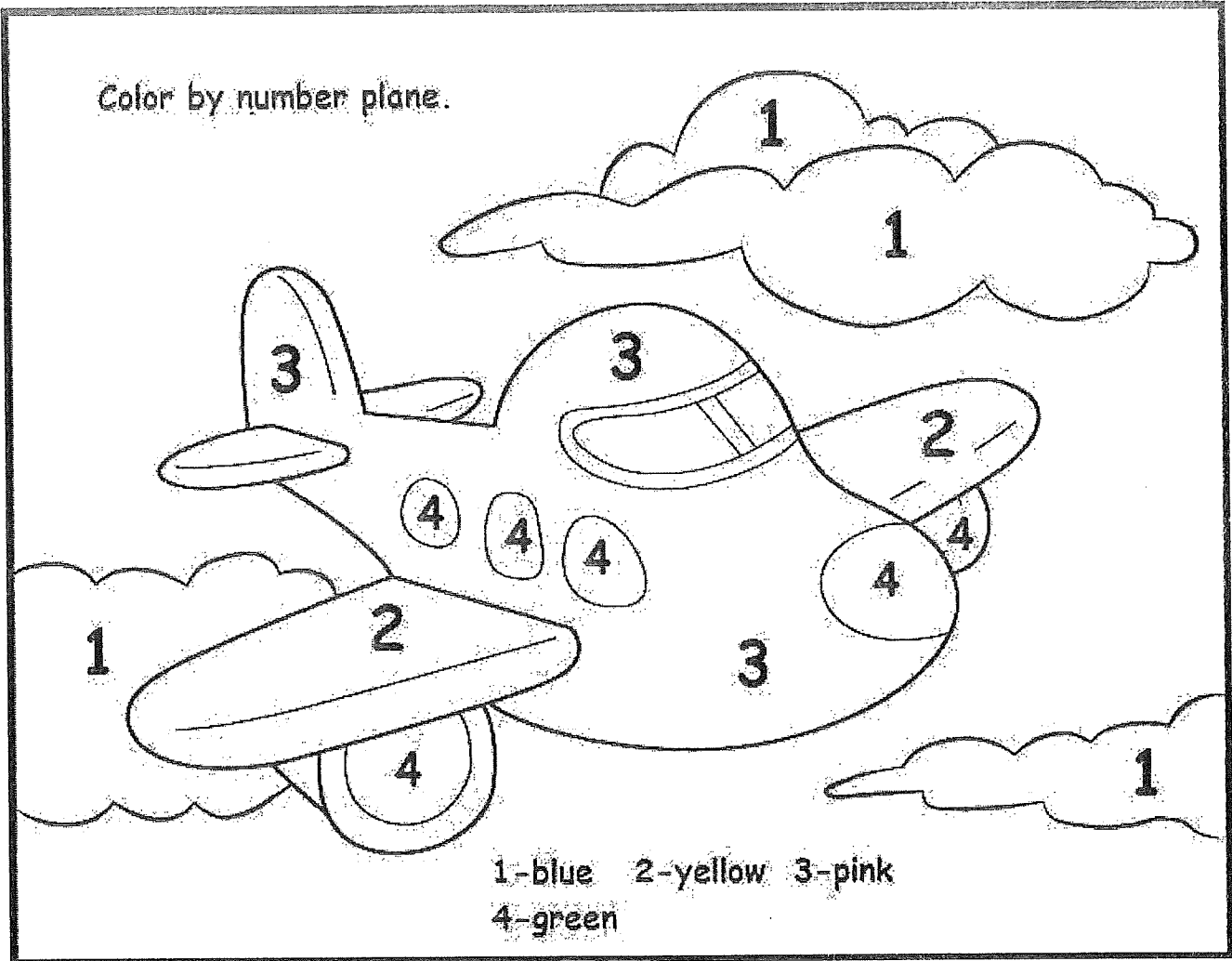
5+0=

8+1=

5+4=

4+5=

6+3=



free boys coloring pages thanksgiving preschool coloring pages free page for preschoolers kindergarten color kid valentine home improvement contractor license.